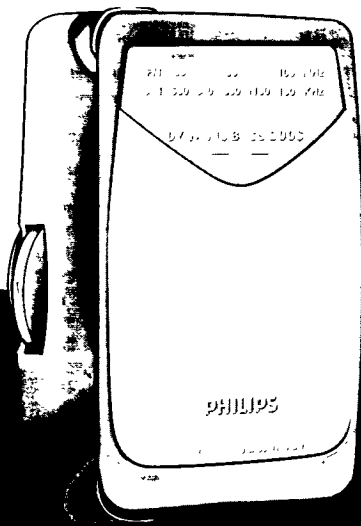






PHILIPS

AQ 6542 Stereo Radio Cassette Player .



INDEX

(AUS) Australia

Guarantee 38

(NZ) New Zealand

Guarantee 39

(MEX) Mexico

Garantía 40

(BR) Brasil

Garantía 41

(E) España

Declaración de conformidad con normas 42

(GB) English 4

(F) Français 7

(E) Español 10

(D) Deutsch 13

(NL) Nederlands 16

(I) Italiano 19

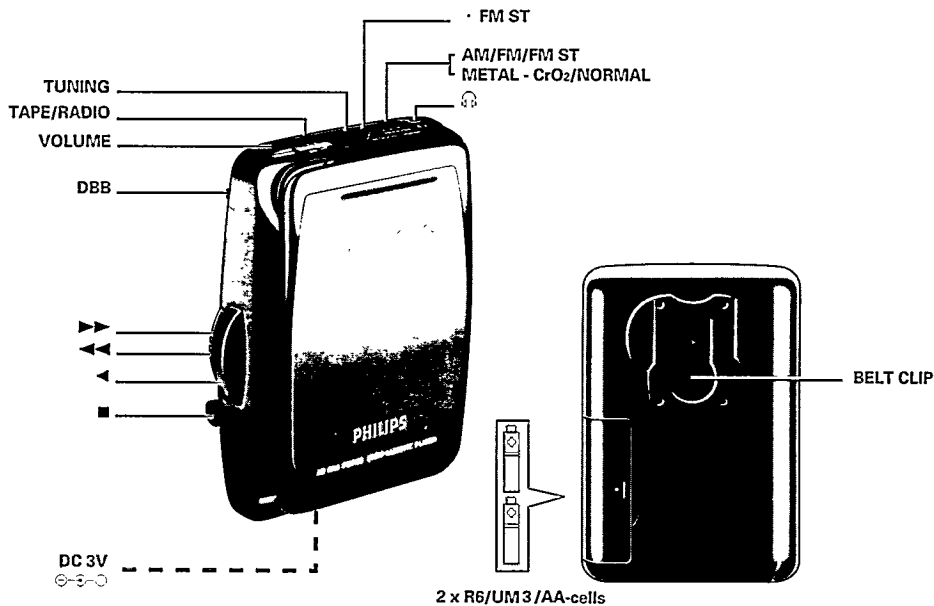
(S) Svenska 22

(FIN) Suomi 25

(DK) Dansk 28

(P) Português 31

(GR) Ελληνικά 34



SUPPLY**Batteries**

- Insert two alkaline batteries as indicated, type R6, UM3 or AA.
- Remove the batteries if they are exhausted or if they are not to be used for a long time.

Mains adaptor

- Connect a mains adaptor to the 3V DC socket.
- The adaptor must supply 3V DC \ominus — \oplus — \oplus , minuspole \ominus to the 1.3 mm centre pin of the 3.4 mm socket.

RADIO RECEPTION

- Set TAPE/RADIO to RADIO.
- Connect the headphones to Ω .
- Set AM/FM/FM ST to AM (=MW), FM, (mono) or to FM ST (stereo)
- Tune to the desired radio station using TUNING.
- The headphone lead will function as FM-aerial.
- If AM/FM/FM ST is set to FM ST, FM programmes are heard in stereo and the FM ST * indicator lights up.
- Disturbing noise, due to weak FM stereo signal can be suppressed by setting AM/FM/FM ST to FM (mono). The FM ST * indicator disappears and you will hear FM programmes in mono.

- Adjust the sound with VOLUME and DBB (bass).
- The set is switched off when TAPE/RADIO is in position TAPE and no cassette player button is pressed.

PLAYING BACK CASSETTES

- Set TAPE/RADIO to TAPE.
- Connect the headphones to Ω .
- Open the cassette holder and insert a cassette with the open part facing the buttons and the full reel on your right.
- Set METAL-CrO₂/NORMAL selector to:
 - METAL-CrO₂ for CHROME (IEC II) or METAL (IEC IV) cassettes.
 - NORMAL for NORMAL (IEC I) cassettes
- To start playback, press \blacktriangleleft .
- Adjust the sound with VOLUME and DBB (bass).
- To stop, press \blacksquare and the set is switched off.
- At the end of the tape the \blacktriangleleft button is automatically released and the set is switched off.
- Fast Winding: Press $\blacktriangleleft\blacktriangleleft$ or $\blacktriangleright\blacktriangleright$. Press \blacksquare to stop fast winding and when the tape has reached its end.

General Information



ACCESSORIES (included)

- Stereo headphones or in ear stereo headphones
- Belt clip

USE YOUR HEAD WHEN USING HEADPHONES

Hearing safety: Do not play your headphones at a high volume. Hearing experts advise that continuous use at high volume can permanently damage hearing.

Traffic safety: Do not use headphones while driving a vehicle. It may create a traffic hazard and it is illegal in many countries. Even if your headphones are an open-air type designed to let you hear outside sounds, do not turn up the volume so high that you cannot hear what is going on around you.

MAINTENANCE

- Clean the magnetic head after every 50 hours of operation or, on average, once a month by playing through a cleaning cassette.
- Do not expose the set and cassettes to rain, moisture, sand, or to excessive heat from e.g. heating equipment or in motor cars parked in the sun.

ENVIRONMENTAL NOTE

1 All redundant packaging material has been omitted. We have done our utmost to make the packaging easy to separate into three mono-materials:

- cardboard (box)
- expandable polystyrene (buffer)
- polyethylene (bags, protective foam sheet)

Please observe the local regulations regarding the disposal of these packaging materials.

2 Your set consists of materials which can be recycled and reused if disassembled by a specialized company. Please inquire about local regulations on how to hand in your old set for recycling.

3 Do not dispose of exhausted batteries with your household waste.

Please inquire about how to dispose of batteries according to local regulations.

The benefits given to the purchaser by this warranty are in addition to all other rights and remedies, which, under the Trade Practices Act or other Commonwealth or State law, the purchaser or owner has in respect of the product.

The Philips product carries the following warranties:

- C-series HiFi-systems: 12 months
- Compact Disc Players: 12 months
- Home Audio Systems: 6 months
- Clock radios, portable radios, cassette recorders, cassette players and radio recorders: 90 days.

Any defect in materials or workmanship occurring within the specified period from the date of delivery, will be rectified free of charge by the retailer from whom this product was purchased.

Note: Please retain your purchase docket to assist prompt service.

Conditions of this warranty

1. All claims for warranty service must be made to the retailer from whom this product was purchased. All transport charges incurred in connection with warranty service or replacement will be paid by the purchaser.
2. These warranties do not cover batteries and extend only to defects in materials or workmanship occurring under normal use of the product where operated in accordance with our instructions.

**Philips Consumer Products Division
Technology Park, Figtree Drive
Australia Centre
Homebush 2140
New South Wales**

Guarantee and service for New Zealand



Thank-you for purchasing this quality Philips product. Philips New Zealand Ltd guarantees this product against defective components and faulty workmanship for a period of 12 months. Any defect in materials or workmanship occurring within 12 months from the date of purchase subject to the following conditions will be rectified free of charge by the retailer from whom this product was purchased.

Conditions

1. The product must have been purchased in New Zealand. As proof of purchase, retain the original sales docket indicating the date of purchase.
2. The guarantee applies only to faults caused by defective components, or faulty workmanship on the part of the manufacturer.
3. The guarantee does not cover failures caused by misuse, neglect, normal wear and tear, accidental breakage, use on the incorrect voltage, use contrary to operating instructions, or unauthorised modification to the product or repair by an unauthorised technician.
4. Reasonable evidence (in the form of a sales docket) must be supplied to indicate that the product was purchased no more than 12 months prior to the date of your claim.

5. In the event of a failure, Philips shall be under no liability for any injury, or any loss or damage caused to property or products other than the product under guarantee.

This guarantee does not prejudice your rights under common law and statute, and is in addition to the normal responsibilities of the retailer and Philips.

How to claim

Should your Philips product fail within the guarantee period, please return it to the retailer from whom it was purchased. In most cases the retailer will be able to satisfactorily repair or replace the product.

However, should the retailer not be able to conclude the matter satisfactorily, or if you have other difficulties claiming under this guarantee, please contact

**The Guarantee Controller
Philips New Zealand Ltd.**

✉ P.O. Box 41,021, Auckland.

☎ (09) 84 94 160

fax ☎ (09) 84 97 858

Notes


Notes

Notes

AQ 6542 STEREO RADIO CASSETTE PLAYER

(GB)	English	4
(F)	Français	7
(E)	Español	10
(D)	Deutsch	13
(NL)	Nederlands	16
(I)	Italiano	19
(S)	Svenska	22
(FIN)	Suomi	25
(DK)	Dansk	28
(P)	Portugûes	31
(GR)	Ελληνικά	34

printed in Hong Kong



TCText/JW/9442